

Preliminary

KP-M20N/KP-M20P KP-M30N/KP-M30P 410K(EIA)/470K(CCIR)

Ultra compact, High Sensitivity and High Resolution
Rear panel switches selection



2:1 interlaced : External switch can be set Integration mode, field or frame

Electronic shutter : 8 electronic shutter speeds are selectable to 1/10,000 sec.

Synchronization

Internal synchronization is automatically switched to External synchronization by the supplied sync signals(HD/VD).

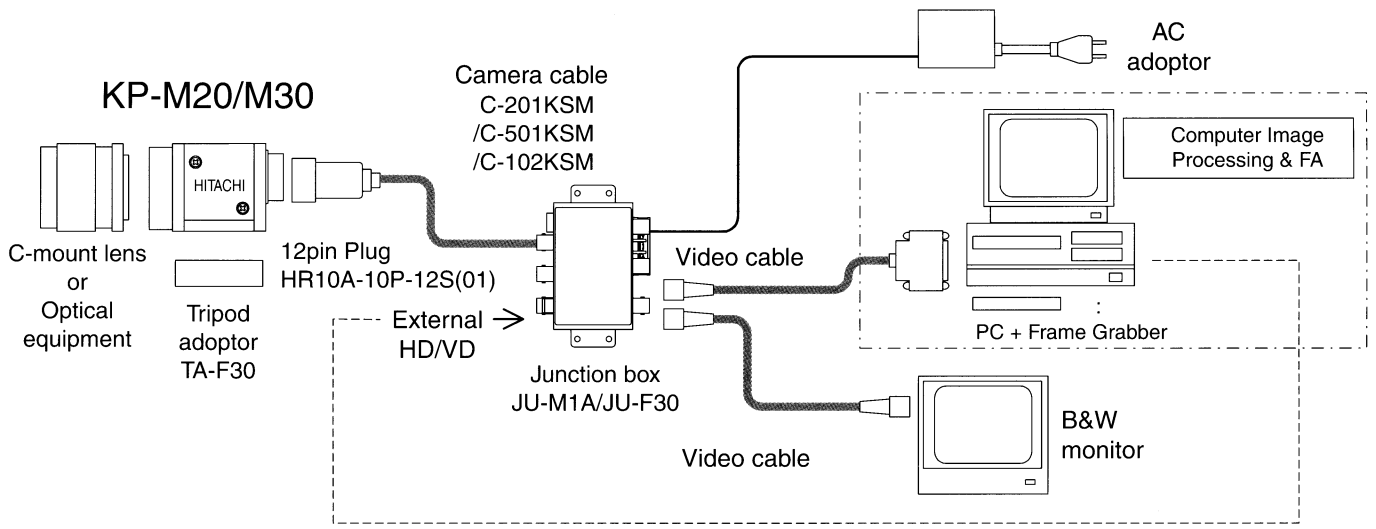
External HD/VD I/O : External switch selection

Analog video output : VS 1.0Vp-p output can be checked by Black-and-White monitor.

Anti-vibration design and ultra compact body permit easy inserting into various equipments.

	KP-M20N (EIA) / KP-M20P (CCIR)	KP-M30N (EIA) / KP-M30P (CCIR)
Imaging device	1/2-inch Interline CCD	1/3-inch Interline CCD
Sensing area	EIA: 6.45(H) × 4.84mm (1/2 type) CCIR: 6.47(H) × 4.83mm (1/2 type)	EIA: 4.88(H) × 3.66mm (1/3 type) CCIR: 4.89(H) × 3.64mm (1/3 type)
Pixel size	EIA: 8.4(H) × 9.8(V) μm CCIR: 8.6(H) × 8.3(V) μm	EIA: 6.35(H) × 7.4(V) μm CCIR: 6.5(H) × 6.25(V) μm
Total pixels	KP-M20N / M30N EIA: 811(H) × 508(V)	KP-M20P / M30P CCIR: 795(H) × 596(V)
Effective pixels	KP-M20N / M30N EIA: 768(H) × 494(V)	KP-M20P / M30P CCIR: 752(H) × 582(V)
Resolution	EIA : 570 TV lines (H) / 485TV lines (V)	CCIR : 560 TV lines (H) / 575TV lines (V)
Sensitivity	200L x F4 3200K Min Gain	
Min. illumination	0.3Lx, F1.4 AGC, Gamma ON	
S/N	60dB Min Gain	
Gamma	Gamma = 1.0 or correction, External switch can be set. The Factory setting is Gamma = 1.0	
Video output	VS 1.0Vp-p 75ohm Video component: 0.7Vp-p, Sync component: 0.3Vp-p Negative	
Horizontal scan frequency	EIA: 15.734KHz	CCIR: 15.625KHz
Vertical scan frequency	EIA: 59.94Hz	CCIR: 50Hz
Sync system	Internal/external (automatic selection)	
Internal synchronization scanning system	2 : 1 interlaced	
External synchronization I/O	External switch selection. Set to Input at the factory. Input: HD/VD 4~6Vp-p Negative, Output: HD/VD 4~5Vp-p Negative	
Electronic shutter	1/10000, 1/4000, 1/2000, 1/1000, 1/500, 1/250, 1/120(CCIR), 1/100(EIA), 1/60(EIA), 1/50(CCIR) second	
Integration mode	Field or frame, External switch can be set. The Factory setting is Frame.	
Lens mount	C mount	
Flange focal	17.526mm	
Power supply	12 ± 1V DC Approx 1.4W	
Ambient, operating	-10 to + 50 °C (+14 to +122 °F) (Note), less than 90 % RH	
Ambient, storage	-20 to 60 °C (-4 to +140 °F), less than 70 % RH	
Vibration endurance	98m/s ² (10 to 200Hz, 30 minutes each on XYZ axes)	
Shock endurance	686 m/s ² (vertical, horizontal, once each face)	
Dimensions	29(W)×29(H)×38.5(D)mm	
Mass	Approx. 55g	

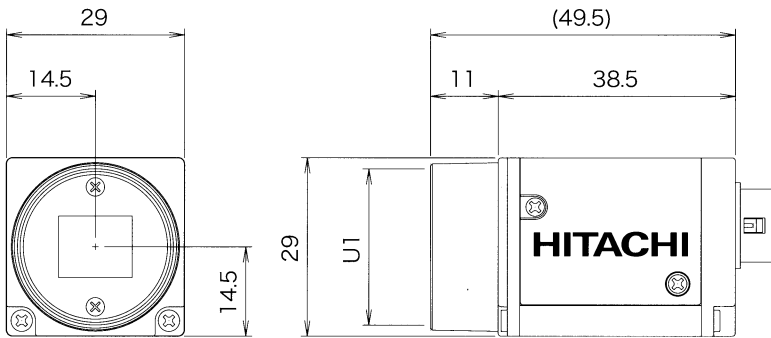

Note : If operated continuously, be sure to use at less than +40 °C (104 °F) for long term stable performance.



- (1).....Camera (W/IR cut filter)
- (2).....Operation manual

- (1) Tripod adaptor.....TA-F30
- (2) 12 pin plug.....HR10A-10P-12S(01)
- (3) Junction box.....JU-M1A/JU-F30
- (4) Dummy glass.....ARC1214 (AR coat)
- (5) Camera cable(Molded type)

- 2m C-201KSM
- 5m C-501KSM
- 10m C-102KSM

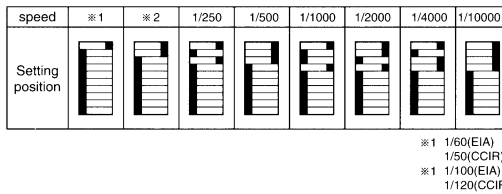


Shutter speed / mode setting DIP switch

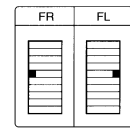
- DIP Switch 1 ~ 4 : Select the shutter speed.
- 5 : Select the frame or field integration
- 6 : Select y correction ON / OFF
- 7 : NC
- 8 : Select the gain
- 9 : HD 75 Ω terminal select switch.
- 0 : VD 75 Ω terminal select switch.

Pin No.	Internal sync mode	External sync mode
1	GND	GND
2	12VDC	12VDC
3	Video GND	Video GND
4	Video out	Video out
5	HD GND	HD GND
6	HD OUT	HD IN
7	VD OUT	VD IN
8	VD GND	VD GND
9	NC	NC
10	NC	NC
11	NC	NC
12	GND	GND

Shutter speed/mode setting DIP switch



FRAME/FIELD integration mode select switch



This switch is set to FRAME at factory.

Hitachi Kokusai Electric Inc.

Head Office : 14-20, Higashi-Nakano 3-choume, Nakano-ku, Tokyo 164-8511, Japan
 Phone : +86 (0) 3-3368-6111, Fax : +81 (0) 3-3365-9119
 URL: <http://www.h-kokusai.com>

Beijing Office
 Beijing Fortune Building 5, Dong San Huan Bei-lu, Chao Yang District, Beijing, 100029 China
 Phone : +86 (0) 10-6590-8755/8756, Fax : +86 (0) 10-6590-8757

Hitachi Denshi America, Ltd. URL:<http://www.hdal.com>
 Headquarters and Northeast Office : 150 Crossways Park Drive, Woodbury, New York 11797, U. S. A.
 Phone : (+1) 516-921-7200, Fax : (+1) 516-496-3716

West Office : 371 Van Ness Way, Suite 120 Torrance, CA. 90501, U. S. A.
 Phone : (+1) 310-328-6116, Fax : (+1) 310-328-6252
 Phone : (+1) 330-334-4115, Fax : (+1) 516-496-3718
 Service (+1) 989-345-5379

Midwest Sales : Phone : (+1) 770-982-4724, Fax : (+1) 516-496-3718
 Service (+1) 256-774-3777

Parts Center : Phone : (+1) 516-682-4435, Fax : (+1) 516-921-0993
Latin Sales : Phone : (+1) 516-682-4420, Fax : (+1) 516-496-3718

Hitachi Denshi Canada, Ltd. URL:<http://www.hitachidenshi.ca>
 Head Office : 1 Select Avenue Unit#11 Scarborough, Ontario M1V 5J3, Canada.
 Phone : (+1) 416-299-5900, Fax : (+1) 416-299-0450
Eastern Office : 5795 Chemin St. Francois St. Laurent, Quebec H4S 1B6, Canada
 Phone : (+1) 514-332-6687, Fax : (+1) 514-335-1664

Hitachi Denshi (Europa) GmbH
 Head Office : Weskircher Straße 88, Jügesheim D-63110 Rodgau, Germany
 Phone : +49 (0) 6106-69920, Fax : +49 (0) 6106-16906
 URL : www.hitachi-denshi.de
 General email address : webmaster@hitachi-denshi.de

Hitachi Denshi (U. K.) Ltd.
 Head Office : 14 Garrick Industrial Centre, Irving Way, Hendon, London, NW9 6AQ, United Kingdom
 Phone : +44 (0) 208-202-4311, Fax : +44 (0) 208-202-2451
Leeds Office : Brookfield House, Selby Road, Garforth, Leeds LS25 1NB United Kingdom
 Phone : +44 (0) 113-287-4400, Fax : +44 (0) 113-287-4260
 URL : www.hitachi-denshi-uk.com
 General email address : sales@hitachi-denshi-uk.com

These products are manufactured at a factory which has received quality control system certification in accordance with the ISO international standards.



CERTIFICATE No. JMI-0062
 ISO 9001/BS 5750P1
 EN 29001/JIS Z9901